

---

Programmes et Partenariats  
internationaux dans le domaine de  
l'hydrogène et des piles à combustibles

*Paul Lucchese*

**CEA**




# Sommaire

---

- Introduction: motivations et chiffres globaux
- Exemple des transports
- Exemple du stationnaire
- Organisations internationales
- Conclusion

# Many types of projects coming on stream....



# H2 Energy Applications reaching Market level

## Early Markets



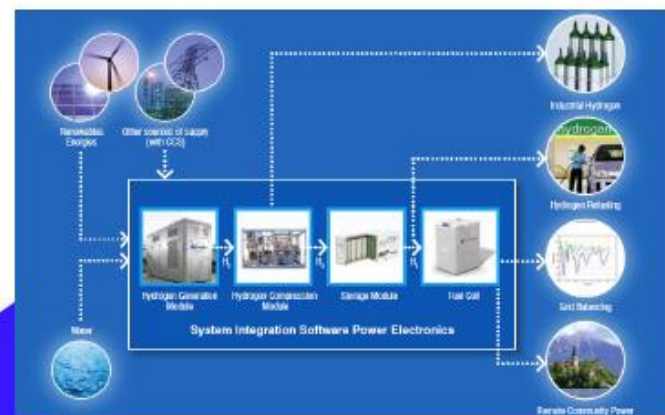
## Mobility



## Niche markets



## Stationary





# Motivations des programmes dans le monde

---

- Des hauts et des bas suivant les pays depuis 1995
    - Effet d’annonce, effet de mode etc...
    - Réalité des travaux et des progrès...
  - Motivations
    - La dépendance au pétrole: USA et Europe
    - L’avance technologique: Canada...Allemagne...Japon
    - Le changement climatique et les pollutions locales: Europe, Japon, Chine
    - L’efficacité énergétique : Japon (Fukushima), Chine
    - L’exportation Chine...Allemagne, Japon
-



## Programme de soutien public dans le monde: un effort constant, stabilisé et important

Pays	USA	Japon	Allemagne	Chine **	Corée	Canada	NOR	Commission ***	France
Budget public 2008/2009 M€/an	400 	300 	150 	50 	80 	40	10	90	30-35* 6 ANR (50 M€ 2005/6)

\* En rythme tendanciel: ANR 29M€ en 2005 à 11 M€ en 2009 et non en credit de paiement

\*\*Chine: budget , démonstration déploiement (JO, Shangai 2010),"national Lab" DICP NTE H2 Pac

Inde: feuille de route nationale, commande de 20 000 piles pour les back up Telecoms

\*\*\* Programme JTI Joint technology Initiative On hydrogen and fuel cell

Private public partnership

940 M€ on 7 years plus 100 M€



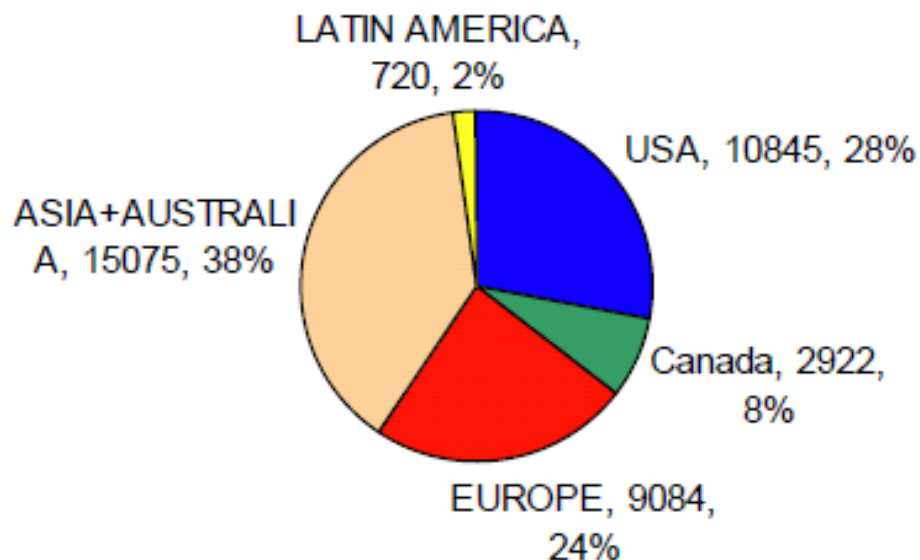
# Estimation IPHE

Approximate 2010 Federal Funding

<b>Country</b>	<b>Local Currency</b>	<b>Million U.S. Dollars<sup>25</sup></b>
Canada	41 million CAD	39.8
China	235 million RMB	34.7
European Commission	94.2 million EUR <sup>26</sup>	124.77
France	35 million EUR	46.4
Germany	89.1 million EUR	118.0
Iceland		0.83
India		3.0 <sup>27</sup>
Italy	10.03 million EUR <sup>28</sup>	13.3
Japan	17.5 billion JPY <sup>29</sup>	199.3
Korea	70.2 billion KRW	60.8
New Zealand	1.5 million NZD <sup>30</sup>	1.1
Norway	57 million NOK	9.4
United Kingdom	15.8 million GBP	23.5
United States	380 million USD	380.0
<b>Total</b>		<b>\$1054.9 Million</b>

Source [www.iphe.org](http://www.iphe.org)

## Global Hydrogen & Fuel Cell Jobs



- Dépenses Totales dans le monde : près de 6 Milliards € en 2009
- 25 à 35 % de dépenses publiques
- En 2008 25 000 piles à combustibles commandées
- Chiffres d'affaires « commercial »
  - 500 à 1000 M€
- En 2009 plus de 50 % des brevets NTE l'étaient sur les piles et l'hydrogène





# Volume deployments have started

- 200 HRS operational (WW)
- 50 buses & 300 demonstration FCV (WW)
- More than **20 000** stationary CHP systems (Japan)
- More than 2 300 Forklift (USA)



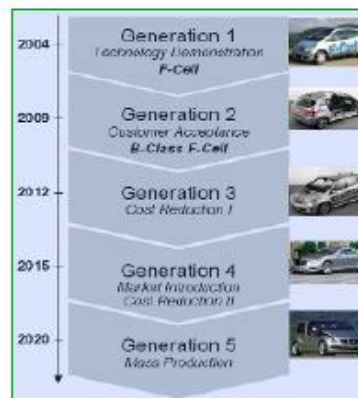
Marcoussis – Air Liquide



London – Bus à pile à combustible



France – Bouygues Telecom



Daimler Road Map



USA – Chariot élévateur

## Preparing Hydrogen and Fuel Cell Markets: National Innovation Program (NIP)



Politics	Industry
----------	----------

BMVBS / BMWi / BMBF / BMU

€ 500 million for demonstration + € 200 million for R&D + € 700 million Co-payment from industry



€ 1,4 billion  
2007-2016

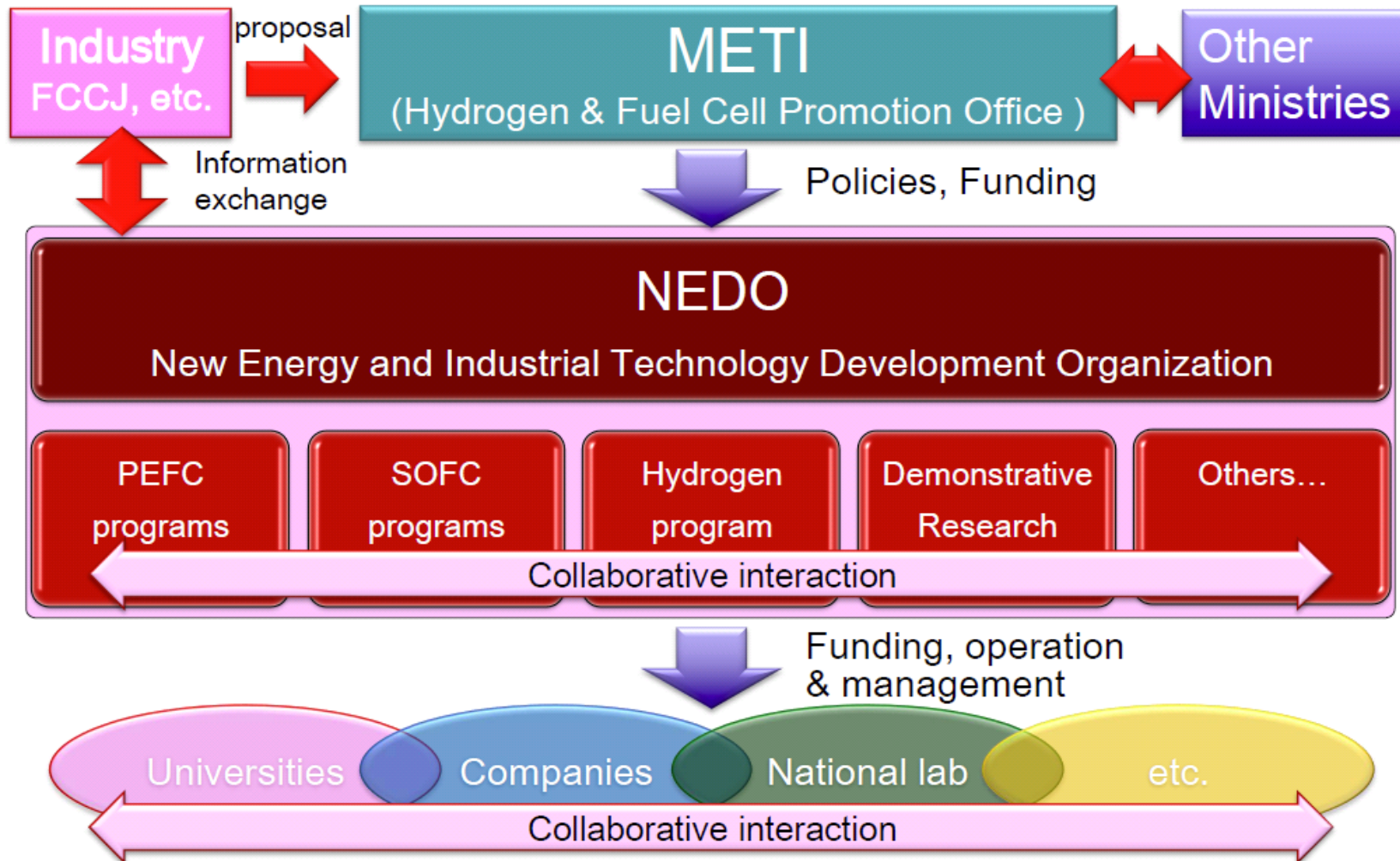
- Preparing hydrogen & fuel cell markets
- Focus on R&D combined with everyday demonstration
- Hydrogen & fuel cells driven by applications and markets: transport, stationary energy supply, special markets



# Allemagne: Financement du programme national pour l'innovation H2 et Pac (NIP)

		Registrations 2007 for 2008-2016		Registrations 2010 for 2011-2016		Dispensation 2011 for 2011-2016	
		Budget in Mio. €	[%]	Budget in Mio. €		Budget in Mio. €	[%]
Transport Sector	R&D	658		250			
	Demonstration	478		356			
	Cross Cutting Issues	8	<b>54</b>	4		<b>144</b>	<b>36</b>
	<b>Sum Transport Sector</b>	<b>1144</b>		<b>610</b>			
H2 Production	R&D			60			
	Demonstration			106		<b>34</b>	<b>9</b>
	<b>Sum H2 Production</b>			<b>166</b>			
House Energy	R&D	361		125			
	Demonstration	141	<b>24</b>	151		<b>97</b>	<b>24</b>
	<b>Sum House Energy</b>	<b>502</b>		<b>275</b>			
Industry	R&D	80		100			
	Demonstration	170	<b>12</b>	72		<b>49</b>	<b>12</b>
	<b>Sum Industry</b>	<b>250</b>		<b>172</b>			
Special Markets	R&D	69		82			
	Demonstration	152	<b>10</b>	184		<b>60</b>	<b>15</b>
	<b>Sum Special Markets</b>	<b>221</b>		<b>266</b>			
Cross-Cutting Issues	R&D			18			
	Demonstration			15		<b>16</b>	<b>4</b>
	<b>Sum Cross-Cutting Issues</b>			<b>33</b>			
Total	R&D	1168		615			
	Demonstration	949	<b>100</b>	862		<b>400</b>	<b>100</b>
	<b>Total</b>	<b>2117</b>		<b>1522</b>		<b>further 200 without assignment</b>	

# Framework for R&D of Hydrogen and Fuel Cells under METI in Japan





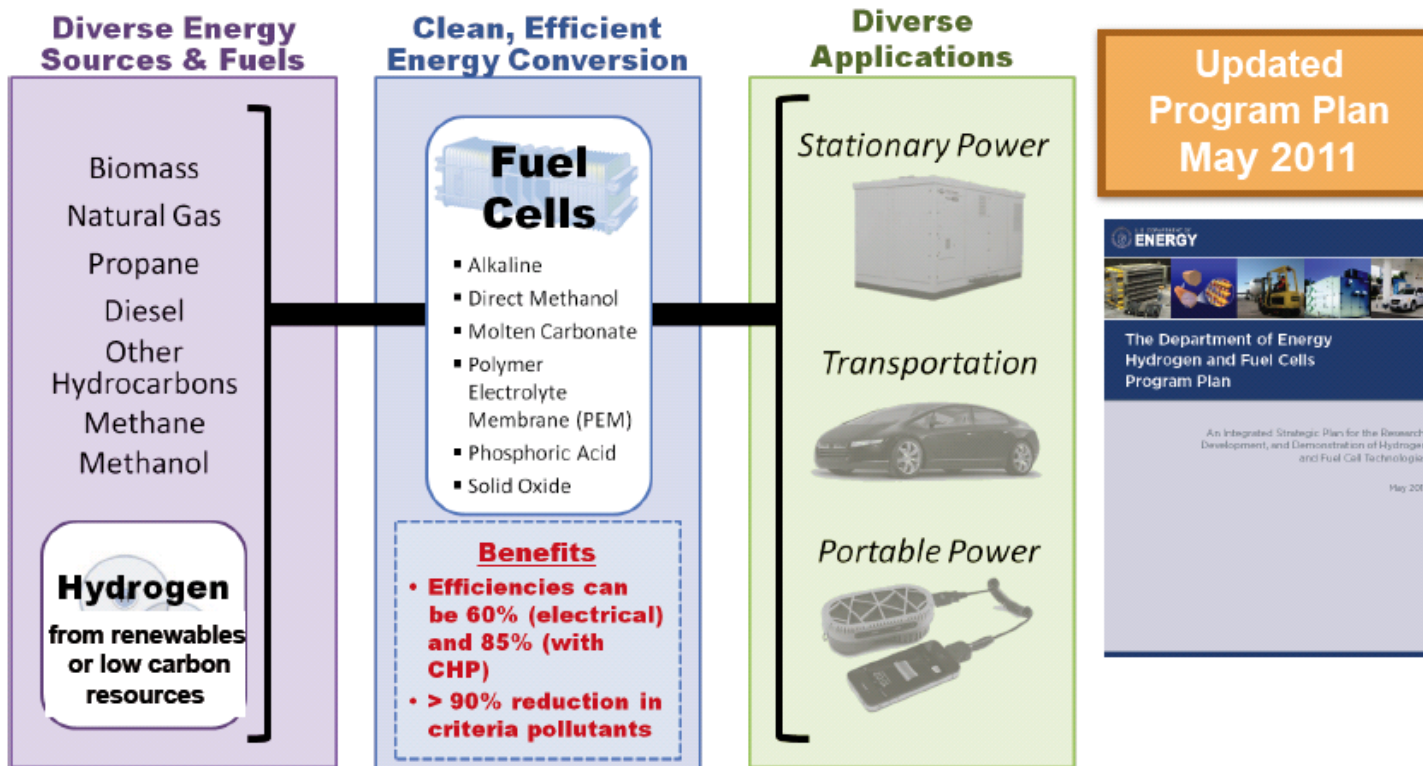
# USA programme piloté par DOE

## Hydrogen and Fuel Cells Key Goals

U.S. DEPARTMENT OF  
**ENERGY**

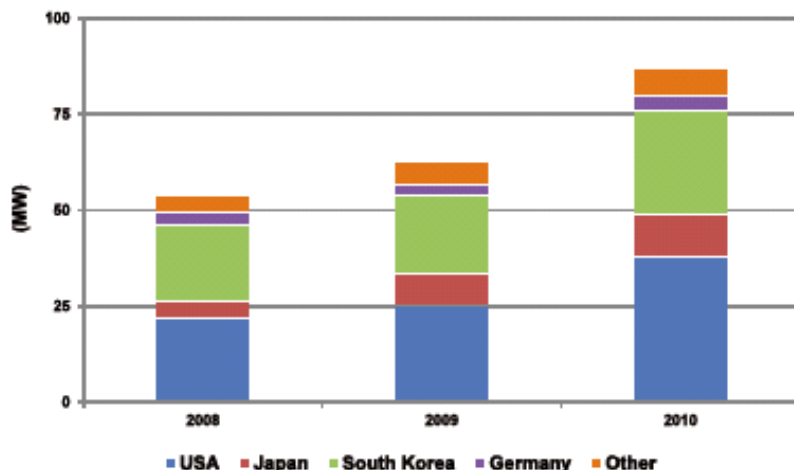
Enable widespread commercialization of hydrogen and fuel cell technologies:

- Early markets such as stationary power, lift trucks, and portable power
- Mid-term markets such as residential CHP systems, auxiliary power units, fleets and buses
- Long-term markets including mainstream transportation applications/light duty vehicles



2

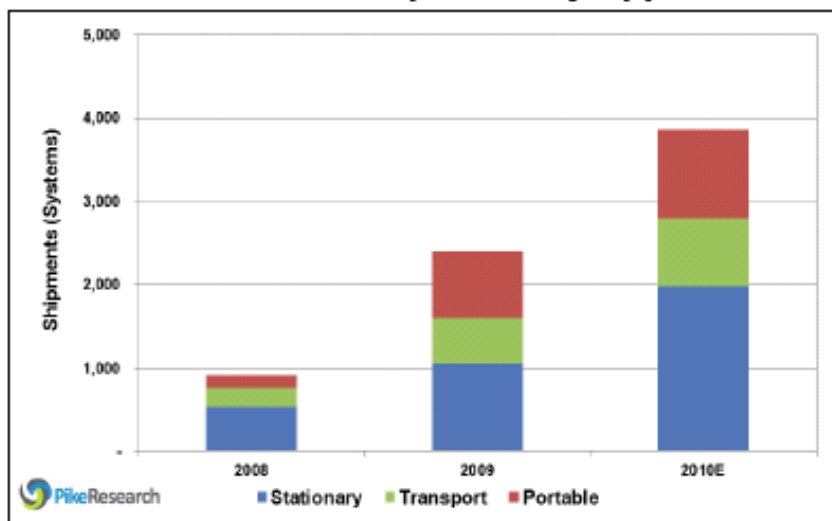
## Megawatts Shipped, Key Countries: 2008-2010



## Fuel cell market continues to grow

- ~36% increase in global MWs shipped
- ~50% increase in US MWs shipped
- Published several reports
  - The Business Case for Fuel Cells
  - State of the States: Fuel Cells in America
  - 2010 Fuel Cell Market Report

## North American Shipments by Application



<http://www.fuelcells.org/BusinessCaseforFuelCells.pdf>  
<http://www.fuelcells.org/StateoftheStates.pdf>



## Reduced the projected high-volume cost of fuel cells to \$51/kW (2010)\*

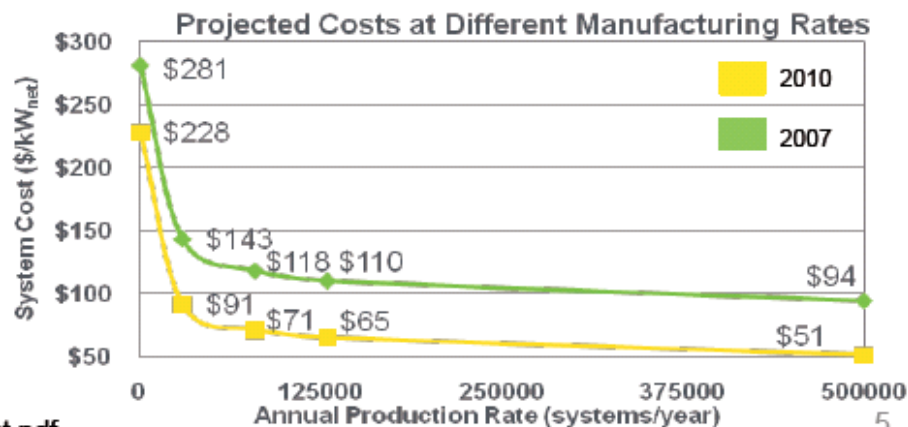
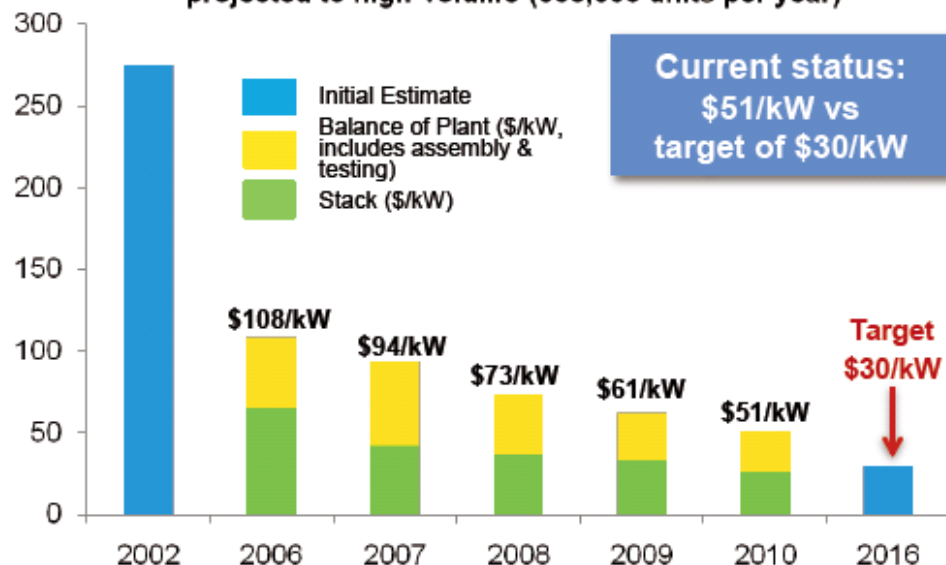
- **More than 30% reduction since 2008**
- **More than 80% reduction since 2002**

\*Based on projection to high-volume manufacturing (500,000 units/year).

\*\*Panel found \$60 – \$80/kW to be a “valid estimate” for 2008 [http://hydrogen.doedev.nrel.gov/peer\\_reviews.html](http://hydrogen.doedev.nrel.gov/peer_reviews.html)

[http://www.hydrogen.energy.gov/pdfs/10004\\_fuel\\_cell\\_cost.pdf](http://www.hydrogen.energy.gov/pdfs/10004_fuel_cell_cost.pdf)

### Projected Transportation Fuel Cell System Cost -projected to high-volume (500,000 units per year)-





*Demonstrations are essential for validating technologies in integrated systems*

## Real-world Validation

### Vehicles & Infrastructure

- 155 fuel cell vehicles and 24 hydrogen fueling stations
- Over 3 million miles traveled
- Over 131 thousand total vehicle hours driven
- 2,500 hours (nearly 75K miles) durability
- Fuel cell efficiency 53-59%
- Vehicle Range: ~196 – 254 miles (430 miles on separate FCEV)

### Buses (with DOT)


- H<sub>2</sub> fuel cell buses have a 42% to 139% better fuel economy when compared to diesel & CNG buses

### Forklifts

- Over 44,000 refuelings at Defense Logistics Agency site

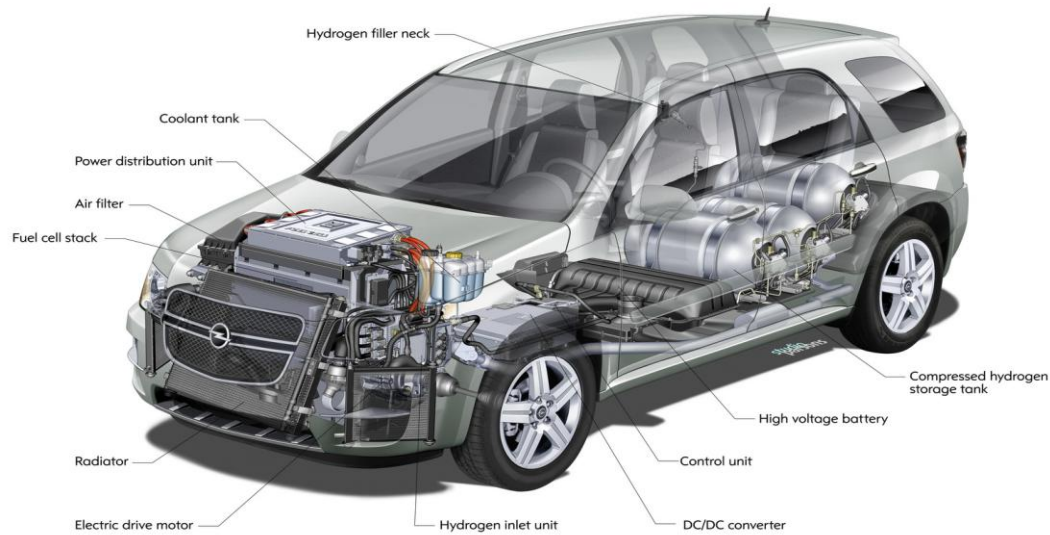
### CHHP (Combined Heat, Hydrogen and Power)

- Achieved 54% (hydrogen + power) efficiency of fuel cell when operating in hydrogen co-production mode
- 100 kg/day capacity, renewable hydrogen supply





# EXEMPLE DES TRANSPORTS



# Technologies and Companies ready to move...



- **TOYOTA** - Chris Hostetter, Sales Group vice-president of strategic resources - 10/05/2011.  
*"Fuel cell technology is viable and ready for the mass market," "Toyota plans to bring a fuel cell vehicle to market in 2015 or sooner, and we will not be alone in the marketplace."*

Source : <http://pressroom.toyota.com>



- **GM-OPEL** - Mark Adams, Vice President of Design - 04/07/2011.  
*"Fuel cell propelled electric vehicles can be commercialized by a 2015/2016 timeframe,"*

Source : <http://media.opel.com>




- **DAIMLER** - Dieter Zetsche, CEO - 02/06/2011.  
*"We intended to go for volume production in 2015, but because of the experience of the world tour we have pulled forward." He said volume production would begin in 2014. "The product is ready for the market technically,"*

Source : <http://www.insideline.com>



- **HYUNDAI-KIA** - Byung Ki Ahn, General manager of Fuel Cell Group - 04/06/2010.  
*"Pilot-scale production of 1000 fuel cell cars a year will begin for us in two years," "Our first cars (...) will allow us to make the final stages of development progress before we begin commercial production of around 10,000 hydrogen cars a year in 2015."*

Source : <http://www.autocar.co.uk>



- **Steve S. Yang, Hyundai President and Chief Executive** – 11/09/2010.  
*"Our ultimate goal is to build fuel-cell vehicles and make them available from 2015. Of course, we need EVs and we need hybrids but these are an intermediate step for FC vehicles."*

Source : <http://www.newsmail.com.au>



- **HONDA** - Takanobu Ito, CEO – 21/01/2010.  
*"I think the ultimate eco car is a fuel cell car."*  
  
*Takanobu Ito fully expects his company to offer a vehicle powered by hydrogen fuel-cells by the year 2018 (01/03/2007)*

Source : <http://www.detnews.com>



- **FORD** - Alan Mulally , CEO – 26/06/2009.  
*Alan Mulally sees 2015 as the date that fuel cell cars would go on sale.*

Source : Edison Electric Institute conference

**Infrastructure deployment now required !**



# High momentum of H2 Mobility-related initiatives in several countries


## Overview of selected countries



- Announcement by **13 companies** (3 OEMs and 10 energy and infrastructure providers) and the Ministry of Transport to commercialize FCEV
  - Mass production of FCEV by 2015
  - **100 HRS operational** in 4 four metropolitan areas and connecting highways planned, **1,000 HRS** in 2020, and **5,000 HRS** in 2030



- South Korea laid out "**Green Car Roadmap**" including action for EV, PHEV, HEV, FCEV, and bio diesel
- Plans to have **168 HRS** and **100,000 FCEV** deployed by 2020
- Announced **government support** for EV of up to **EUR 20,000** in rebates, tax exemptions, and bonus/malus
- Incentives for FCEV will be defined later but are **expected to be comparable** to EV



- Hyundai-Kia signed **MOU** with four **Scandinavian countries** (Norway, Sweden, Denmark and Iceland) for the provisional distribution of FCEV
- FCEV will be used to complement the **Scandinavian Hydrogen Highway Partnership (SHHP) fleet** of 26 FCEV and to be increased to 46 in 2011
- SHHP also plans to **increase number of HRS** from 7 to 15 by 2015

SOURCE: METI; Government of South Korea



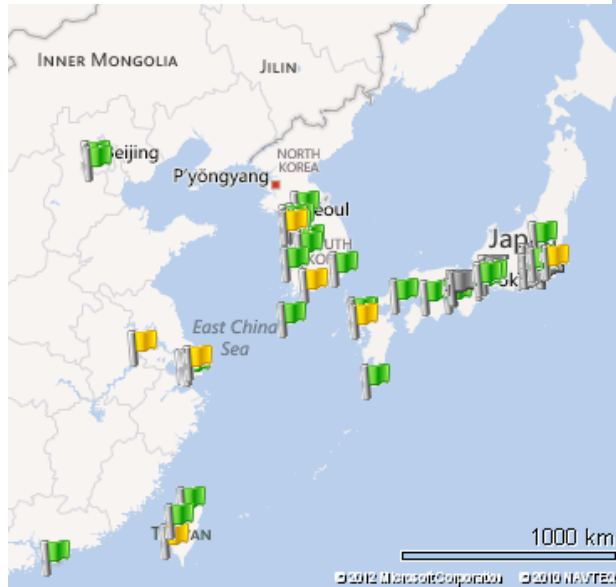
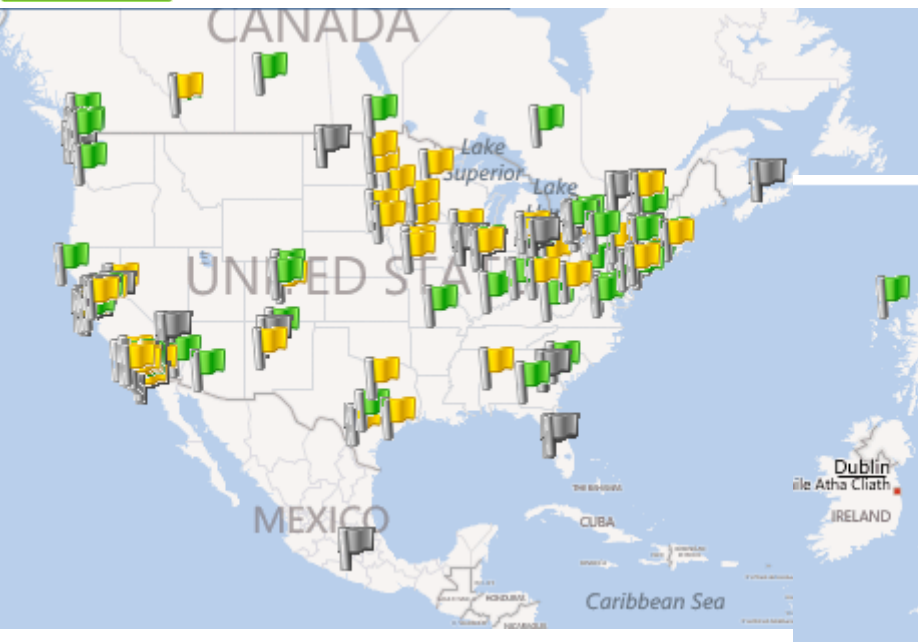
### "H<sub>2</sub> Mobility" Initiative – Overcoming the Chicken and Egg Dilemma

- Memorandum of Understanding for "H<sub>2</sub>-Mobility" signed Sept. 10th 2009 in Berlin
- Ten key stakeholders from industries (OEM, oil, utility & industrial gas) and NOW as public-private-partnership
- Intention to build up hydrogen fueling infrastructure and establishing Germany as lead market






# Applications transports: infrastructure

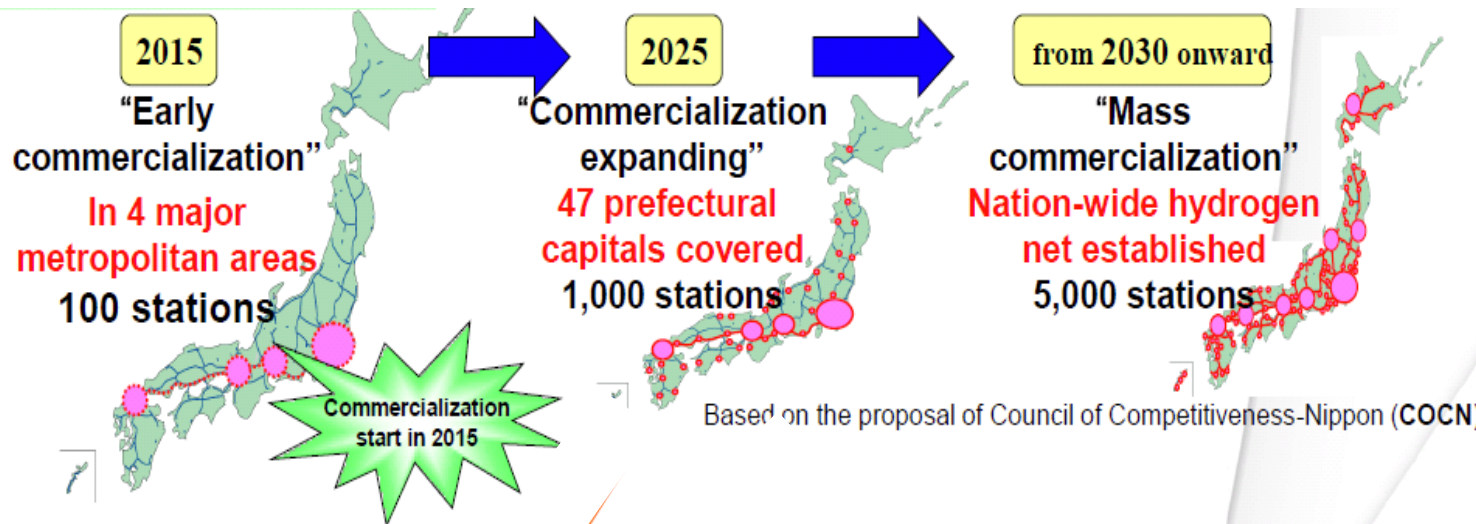
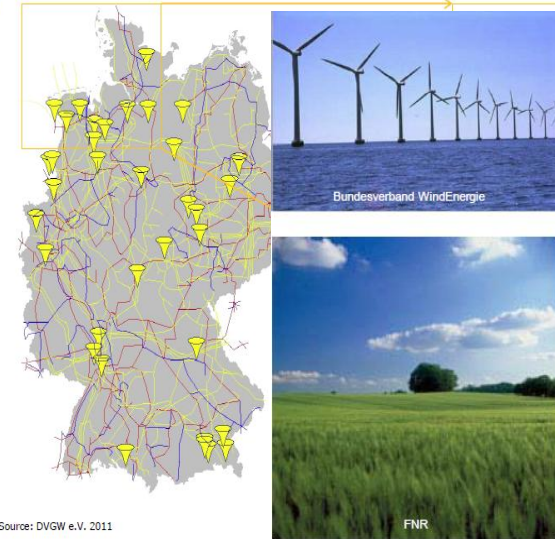


Source: H2stations.org

# Des plans précis de déploiement des infrastructures en Allemagne et au Japon à partir de 2015

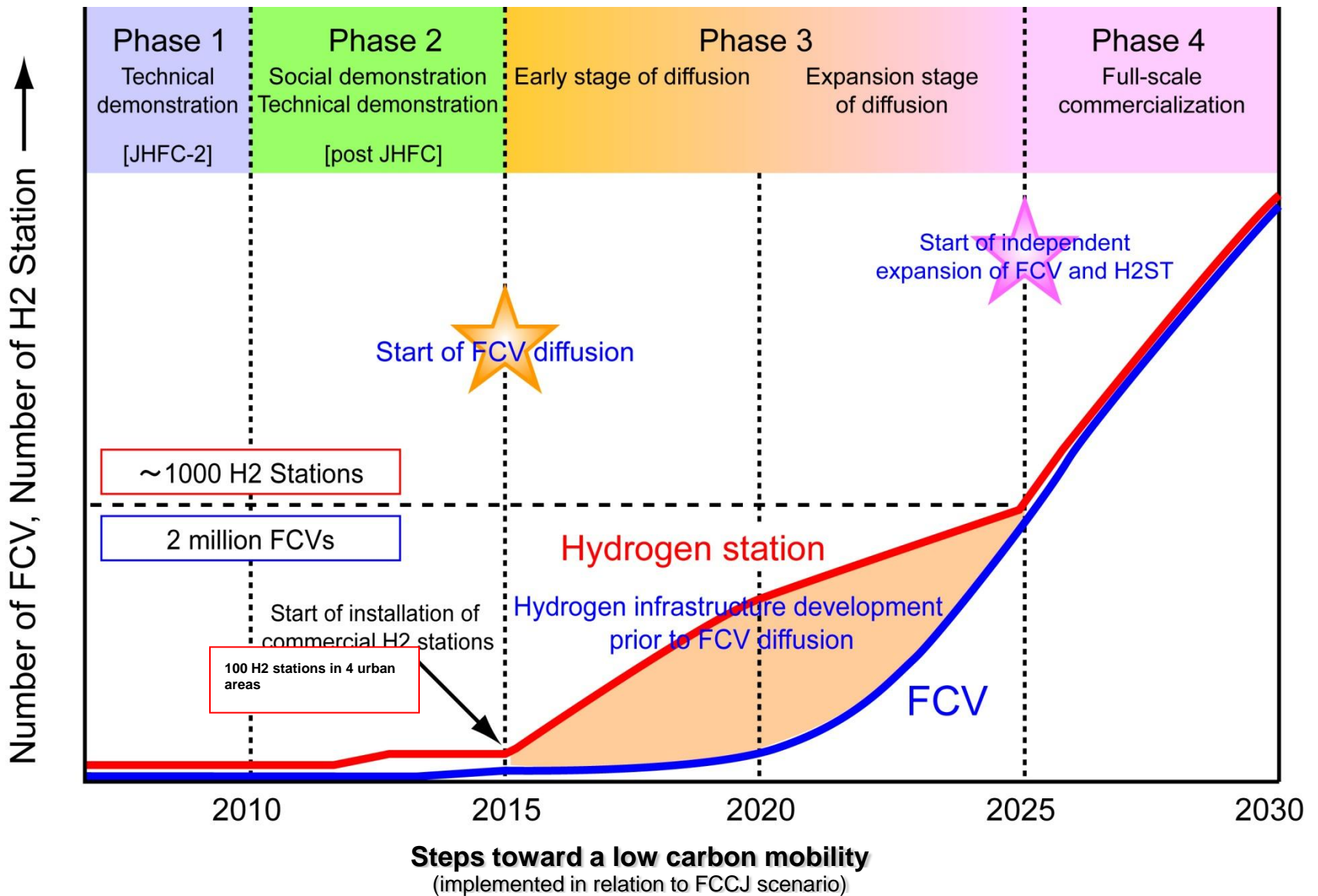


Utilisation du réseau gazier comme stockage



# Japan:

## Diffusion Scenario on FCV and Hydrogen Infrastructure






# Japan Hydrogen & Fuel Cell Demonstration Project (JHFC Phase II)

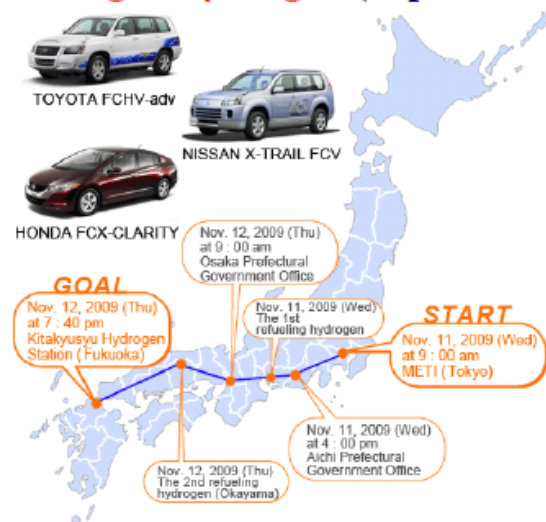
- To clearly show energy-saving effect and environmental impact
- To collect data for codes & standards development and certification practices
- Project Year: 2006–2010

- Demonstration of FCV under actual circumstances
- Hydrogen stations: upgraded to 70 MPa
- Demonstrative operation of various means of H<sub>2</sub> production and supply and its verification
- Awareness & education: To raise public awareness regarding FCVs and H<sub>2</sub> Stations
- Currently operating **14 hydrogen fuelling stations** and one hydrogen liquefaction facility in the Tokyo metropolitan area, Chubu area, Kansai area, and Kyushu area.



## Report on the Long Distance Demonstration Drive of **1,100km (approx. 684 miles)** by Three Fuel Cell Vehicles

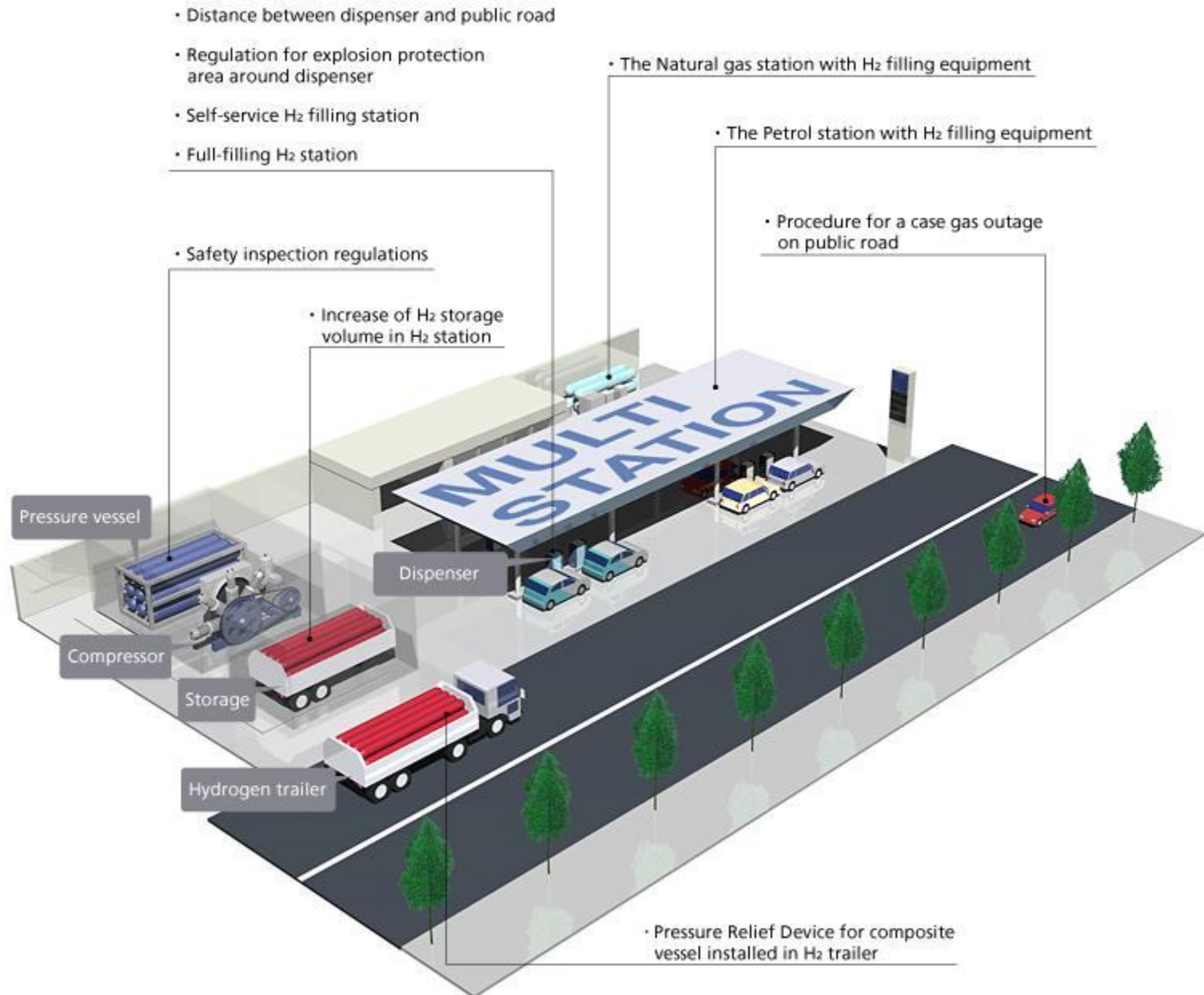
The top-ranked vehicle in the project has recorded an efficiency of **61.3 percent** and a mileage of **159 km/kg of hydrogen** (Japan's 10-15 mode).



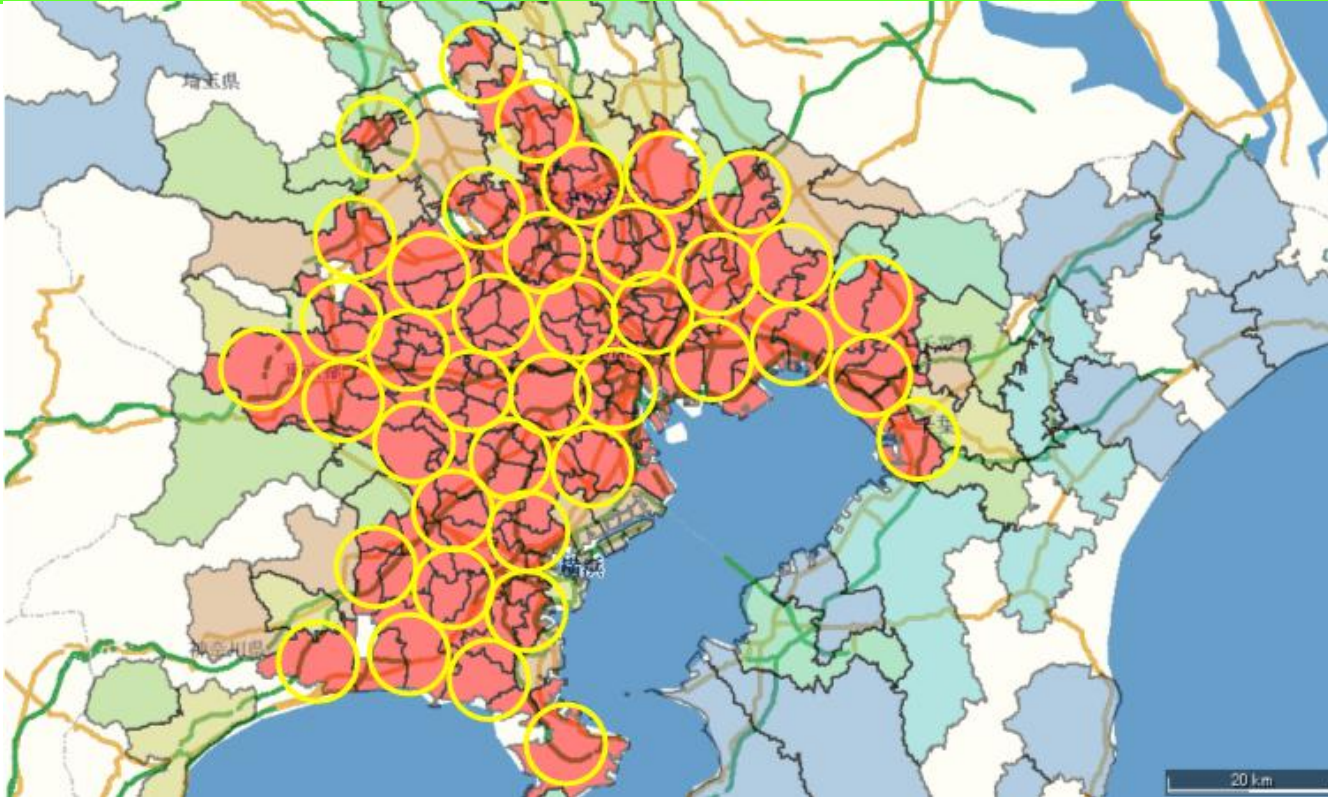




# Regulation Reviews for Construction and Operation of Hydrogen Station (FY2011-2012)



## Estimation of number of stations to be in place by 2015

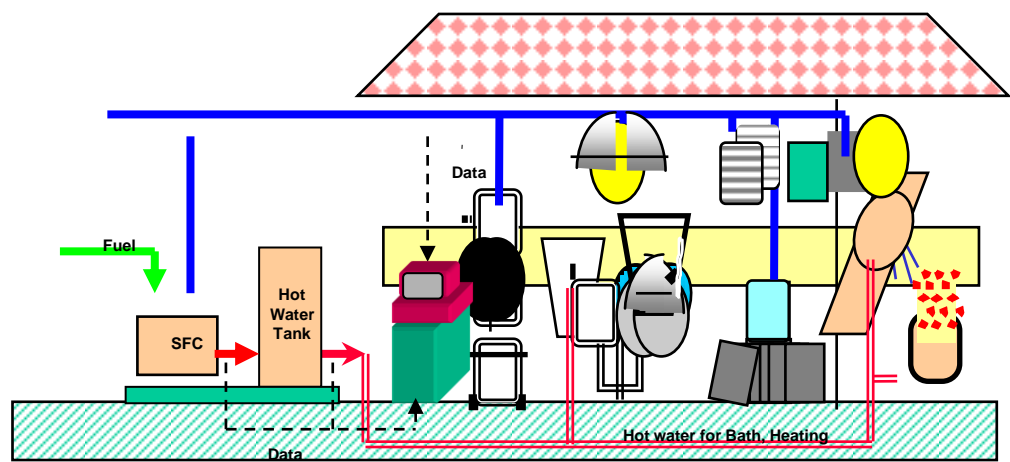
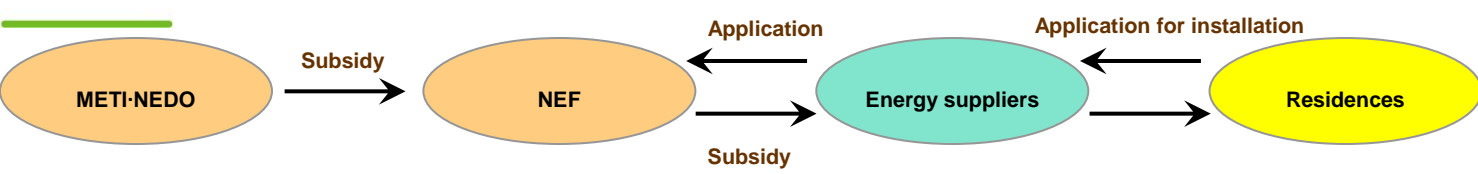


- Average vehicle speed in the densely populated area near Tokyo is 20km/h.
- Cover area (business territory) of a station is assumed to be within 15 min drive (5 km) from the station.
- Pick up the station business territories having more than 100,000 registered cars.

The red areas are the potential areas for initial market entry and can be covered by 40 stations that have 5 km circular business territories. After the initial market entry phase, service area expansion and demand density increase are to be targeted.

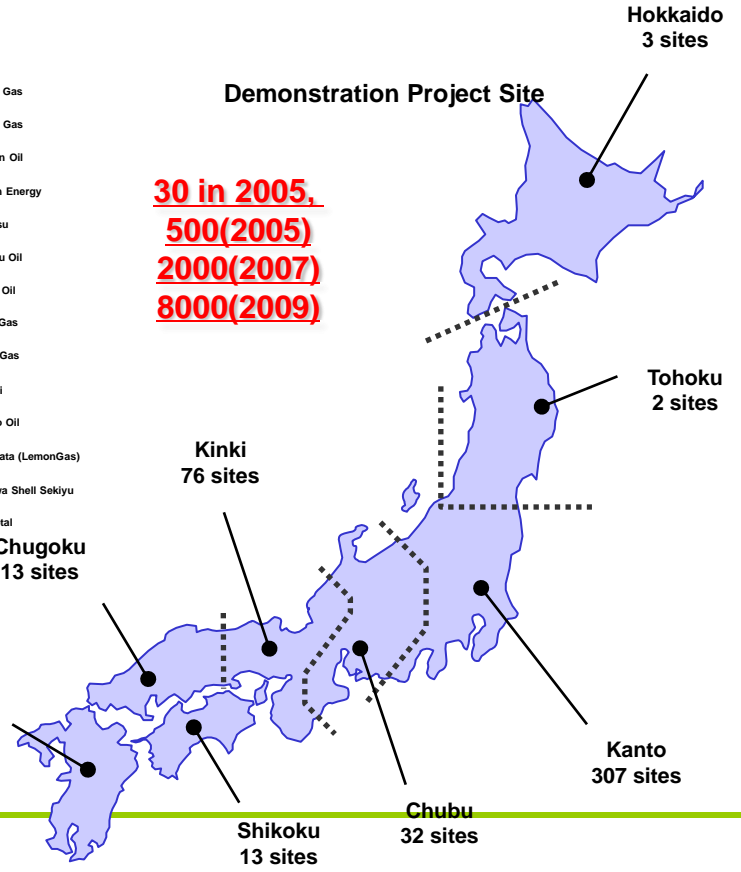
# EXEMPLE DU STATIONNAIRE

# Fuel cells for Residential applications Market is starting NOW

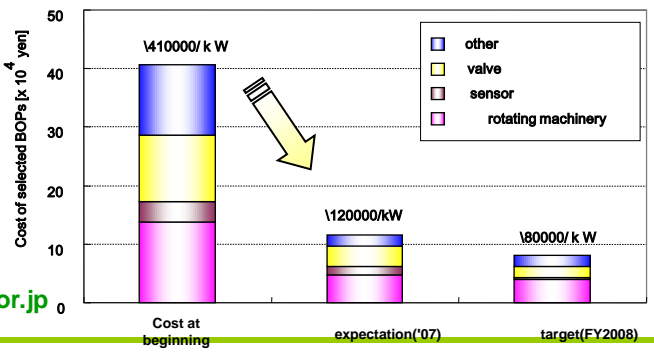


- Tokyo Gas
- Osaka Gas
- Nippon Oil
- Japan Energy
- Idemitsu
- Kyushu Oil
- Taiyo Oil
- Toho Gas
- Saibu Gas
- Iwatani
- Cosmo Oil
- Kamata (LemonGas)
- Showa Shell Sekiyu

**30 in 2005,**  
**500(2005)**  
**2000(2007)**  
**8000(2009)**



**15,3 % benefit on primary energy**  
**846 Kg/site/year CO2, -28%**



Web site: <http://happyfc.nef.or.jp>



# Commercialization of Residential Fuel Cells

Residential fuel cell systems commercialized in 2009.

- 0.7–1.0 kW PEFC + heat recovery (CHP)
- Three manufactures
- Subsidization program initiated

1/2 of users' costs (system + installation): up to 1.3M JPY in 2010

**Nearly 10,000 units were offered** (as of Mar. 2011)

(3,307 by demonstration project in 2004-2008)

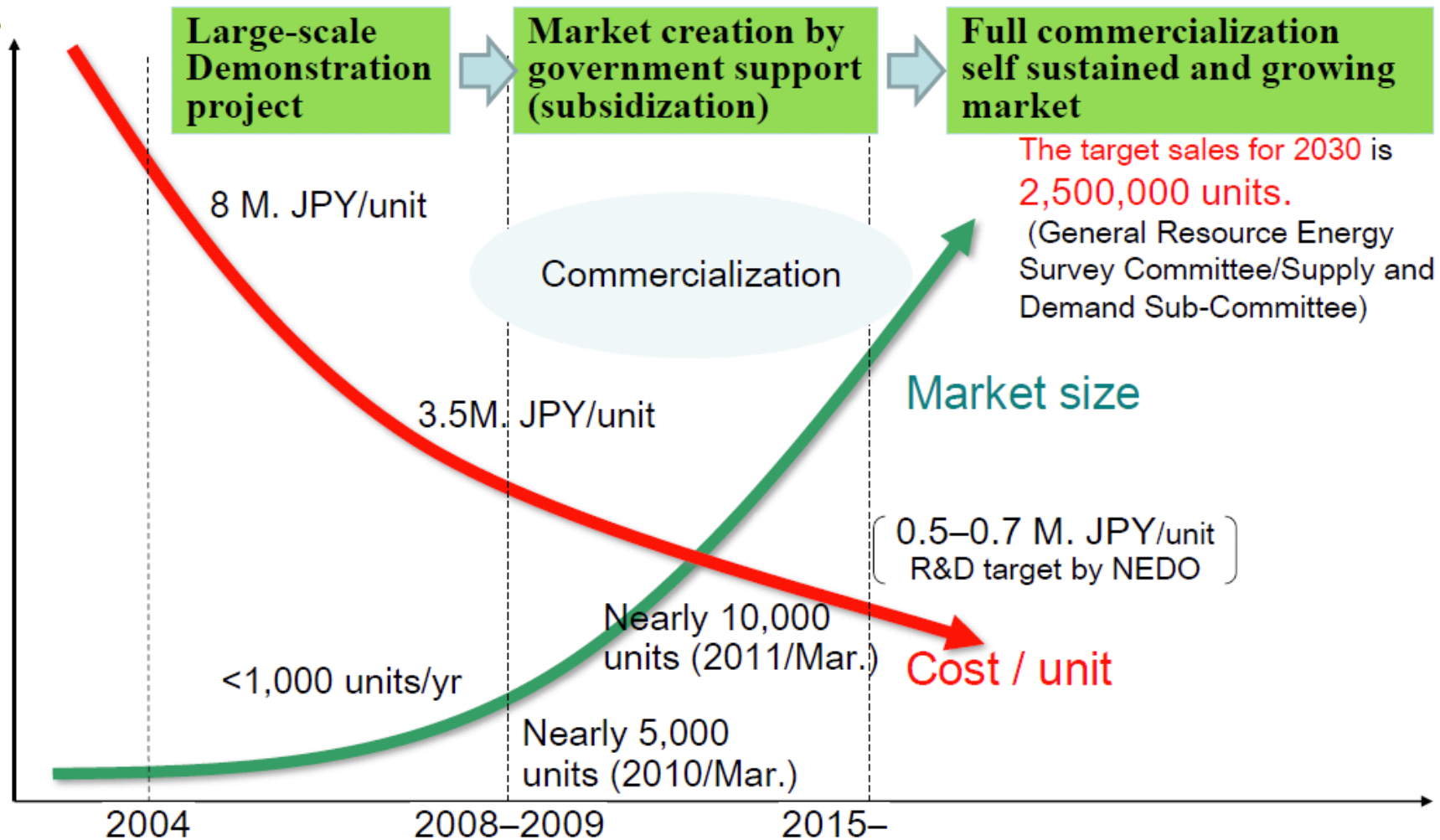


“ENE-FARM” - The unified logo for Residential Fuel Cells





# Scenario of Market Creation for Residential Fuel Cell



---

# Les accords internationaux



# Pourquoi des coopérations internationales sur l'hydrogène ?

- H2 et Pac est un sujet difficile et à long terme
  - Coûts, rendements, sécurité
  - Critiques sur ces technologies et ce système
- Pour l'automobile l'hydrogène est une rupture technologique majeure
- Les investissements sont très lourds
- La R&D est complexe
- La communication sur l'hydrogène est particulièrement délicate
  - Medias
  - Gouvernements
  - Grand public
- L'approche Business as usual ne suffira pas
  - Intervention de la sphère publique et politique
  - Partenariats public/privé





## Objectifs (théoriques) de la coopération internationale institutionnelle?

---

- Echanger les informations programme, scientifiques et techniques et bonnes pratiques
    - Coûts, rendements, sécurité
    - Critiques sur ces technologies et ce système
  - Favoriser/Faciliter les coopérations notamment sur:
    - Normes
    - Sécurité
    - Scientifiques et industriels sur les sujets non compétitifs
  - Améliorer la communication sur l'hydrogène en dehors du monde de l'hydrogène
  - Force de propositions et d'expertise vis-à-vis des gouvernements
  - Coordonner les programmes ?
-



# Exemples de coopération institutionnelles internationales

---

- IPHE
- IEA
- ONU/UNIDO ICHET
- OTAN
- Les associations Hydrogène



# International Partnership *for the* Hydrogen Economy



- Established in November 2003 for 10 years
- Chaired by United States, then Canada, now Germany for 4 years period including Secretariat function
- 18 partners now South Africa with growing interest (*e.g. Israel, Mexico*)



International Partnership for the Hydrogen Economy

[www.iphe.net](http://www.iphe.net)



IPHE Partners' Economy:

- Over \$35 Trillion in GDP, 85% of world GDP
- Nearly 3.5 billion people
- Over 75% of electricity used worldwide;
- > 2/3 of CO<sub>2</sub> emissions and energy consumption






# Workshop sponsored by EC and Spanish companies

**Workshop** *“Hydrogen – A competitive Energy Storage Medium to enable the large scale integration of renewable energies”*

**Seville, 15-16 November 2012**


- Agence de l'OECD: 28 pays: structure politique, structure expertise (Siège Paris)
- 40 Implementing Agreement
  - [Advanced Fuel Cells](#)
  - [Advanced Materials for Transportation](#)
  - [Advanced Motor Fuels](#)
  - [Bioenergy](#)
  - [Buildings and Community Systems \(ECBCS\)](#)
  - [Clean Coal Centre Clean Coal Sciences](#)
  - [Climate Technology Initiative \(CTI\)](#)
  - [Co-operation on Tokamak Programmes](#)
  - [Demand-Side Management](#)
  - [District Heating and Cooling, CHP](#)
  - [Efficient Electrical End-Use Equipment](#)
  - [Electricity Networks Analysis, Research & Development \(ENARD\)](#)
  - [Emissions Reduction in Combustion Energy Storage](#)
  - [Energy Technology Data Exchange \(ETDE\)](#)
  - [Energy Technology Systems Analysis Programme \(ETSAP\)](#)
  - [Enhanced Oil Recovery Environmental, Safety and Economic Aspects of Fusion Power](#)
  - [Fluidized Bed Conversion](#)
  - [Fusion Materials](#)
  - [Geothermal Greenhouse Gas](#)
  - [Heat Pumping Technologies](#)
  - [High-Temperature Superconductivity \(HTS\)
 
    - \[on the Electric Power Sector\]\(#\)](#)
  - [Hybrid and Electric Vehicles](#)
  - [Hydrogen](#)
  - [Hydropower](#)
  - [Industrial Energy-Related Technologies and Systems](#)
  - [Multiphase Flow Sciences](#)
  - [Nuclear Technology of Fusion Reactors](#)
  - [Ocean Energy Systems](#)
  - [Photovoltaic Power Systems](#)
  - [Plasma Wall Interaction in TEXTOR](#)
  - [Renewable Energy Technology Deployment](#)
  - [Reversed Field Pinches](#)
  - [Smart Grids \(ISGAN\)](#)
  - [Solar Heating and Cooling](#)
  - [SolarPACES](#)
  - [Spherical Tori Stellarator-Heliotron Concept](#)
  - [Wind Energy Systems](#)




- Medium term Oil Market Report  
Horizon 2015, focus on oil  
Scenarios currently based on two different GDP growth assumptions, includes biofuels projection



- World Energy Outlook (WEO)  
Horizon 2030, all energy sources  
Scenarios depicting different developments on the basis of policy actions  
One underlying assumption for GDP and population growth  
Includes a thorough analysis on the oil supply availability



- Energy Technology Perspectives (ETP)  
Horizon 2050, all energy sources  
Scenarios that pay particular attention to the role of technology, especially on the demand side  
One underlying assumption for GDP and population growth



- Transport, energy and CO<sub>2</sub> *Just Out!*  
Moving towards sustainability  
“Transport book”  
Horizon 2050, all energy sources  
Builds and expands the work done on ETP

# Hydrogen Implementing Agreement (HIA)

A collaborative research and development (R&D) program

Created in 1977 on a task-shared, “bottom-up” basis

## Strategic Framework

### Vision

A hydrogen future based on a clean sustainable energy supply of global proportions that plays a key role in all sectors of the economy

### Mission

To accelerate hydrogen implementation and widespread utilization to optimize environmental protection, improve energy security, and promote economic development internationally while establishing the HIA as a premier global resource for expertise in hydrogen.

### Strategy

To facilitate, coordinate and maintain innovative research, development and demonstration (RD&D) activities through international cooperation and information exchange



# IEA HIA Members

June 2009



**Canada**  
Mr Nick Beck



**European Commission**  
Dr Marc Steen



**Japan**  
Dr Yoshiteru Sato



**Italy**  
Mr Agostino Iacobazzi




**Iceland**  
Dr Agusta Loftsdottir



**Lithuania**  
Dr Rolandas Urbonas




**The Netherlands**  
Mr Frank Denys



**France**  
Mr Paul Lucchese



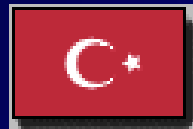
**Australia**  
Dr John Wright



**Germany**  
Mr J.-F. Hake



**Greece**  
Dr Elli Varkaraki



**Turkey**  
Dr Alper Sarioglan



**Korea** Mr Kijune Kim



**New Zealand** Dr Steven Pearce Co Vice-Chair

**Norway**  
Dr. Stian Nygaard



**Spain**  
Mr Antonio Garcia-Conde  
Chair



**Sweden**  
Dr Lars Vallander



**Switzerland**  
Dr Stefan Oberholzer



**United Kingdom**  
Mr Ray Eaton



**United States**  
Dr Carole Read



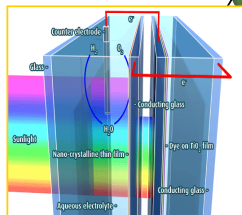
**Denmark**  
Mr Jan Jensen  
Co Vice-Chair



**Finland**  
Dr Heikki Kotila







**Task 26:  
Advanced Materials for  
Waterphotolysis of H2**

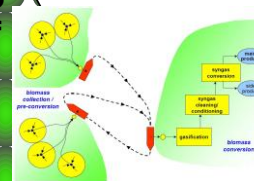
May 2008 – May 2011

OA: Dr Eric Miller of DOE

**Task 27:  
Near-Market Routes to  
H2 by Co-Utilization of  
Biomass as a  
Renewable Energy  
Source with Fossil Fuel**

2008 – 2011


OAs: Dr Jan-Erik Hanssen and  
Ms. Elif Caglayan



**Task 25:  
High Temperature  
Processes for H2  
Production**

May 2007 – May 2011

OA: Dr. Francois Le Naour, S



**PORTFOLIO H<sub>2</sub> PRODUCTION**

**Task 21:  
Bioinspired H2**

May 1999-May 2013  
(recently extended)

OA: Dr. Michael  
Seibert



**Task 24: Wind Energy  
and H2 Integration**

December 2006-December  
2011

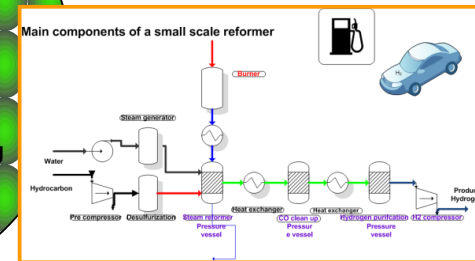
OAs: Dr. Luis Correa –  
Ismael Aso (Hidrogeno  
Aragón)

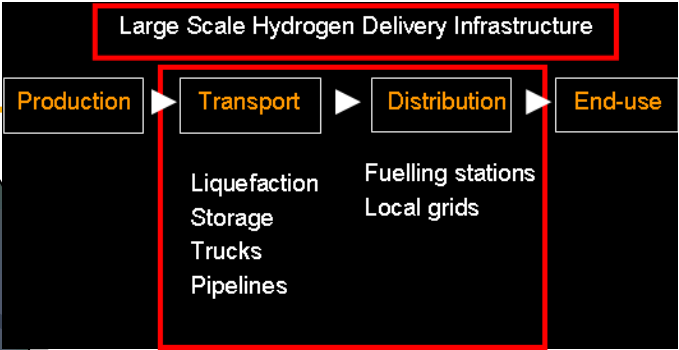
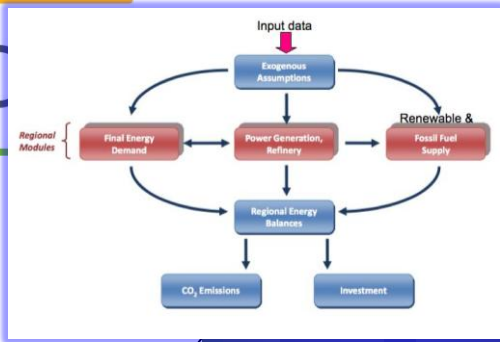


**Task 23: Small-Scale  
Reformers for On-Site  
H2 Supply**

December 2006 -  
December 2011

OA: Dr. Ingrid Schjølberg  
of Sintef





**Task 28: Large Scale H<sub>2</sub> Delivery Infrastructure**

May 2010 – April 2013

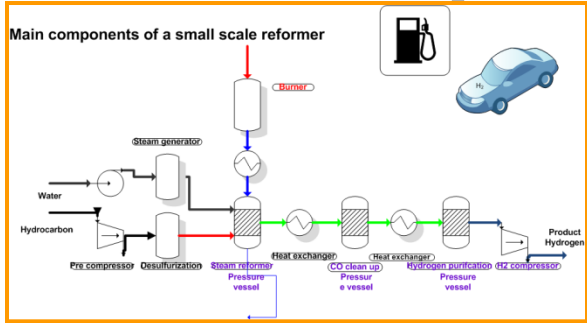
OA: Dr. Marcel Weeda

**Task 30: Global Analysis of Hydrogen Systems**

May 2010 - June 2013

OAs: Mr. Jochen Linssen and Dr. Susan Schoenung

**H<sub>2</sub> as part of an energy system**



**Task 23: Small-Scale Reformers for On-Site H<sub>2</sub> Supply**

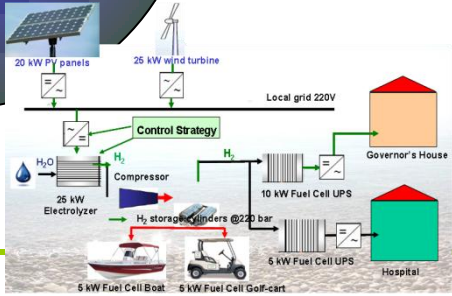
December 2006 - December 2011

OA: Dr. Ingrid Schjølberg of Sintef

**Task 29: Distributed and Community Hydrogen**

December 2010 - December 2013

OA: Dr. Federico Villatico





**IEA/Advanced Fuel cells**

For further information please  
contact:

M. Thierry Priem  
French representative  
IEA Advanced Fuel Cells  
Executive Committee  
[thierry.priem@cea.fr](mailto:thierry.priem@cea.fr)

Or see web site at  
[www.ieafuelcell.com](http://www.ieafuelcell.com)

**IEA/  
Hydrogen Implementing agreement**

For further information please  
contact:

M. Paul Lucchese  
French representative  
IEA Hydrogen Implementing  
Executive Committee  
[Paul.lucchese@cea.fr](mailto:Paul.lucchese@cea.fr)

Or see web site at  
[www.ieahia.org](http://www.ieahia.org)






UNITED  
NATIONS  
INDUSTRIAL  
DEVELOPMENT  
ORGANIZATION



INTERNATIONAL  
CENTRE FOR  
HYDROGEN  
ENERGY  
TECHNOLOGIES





# Evenements mondiaux : une occasion de communiquer



Cab Hybride  
30kW PEMFC, 14kWh Li-P  
400km autonomie



**MERCI POUR VOTRE  
ATTENTION**

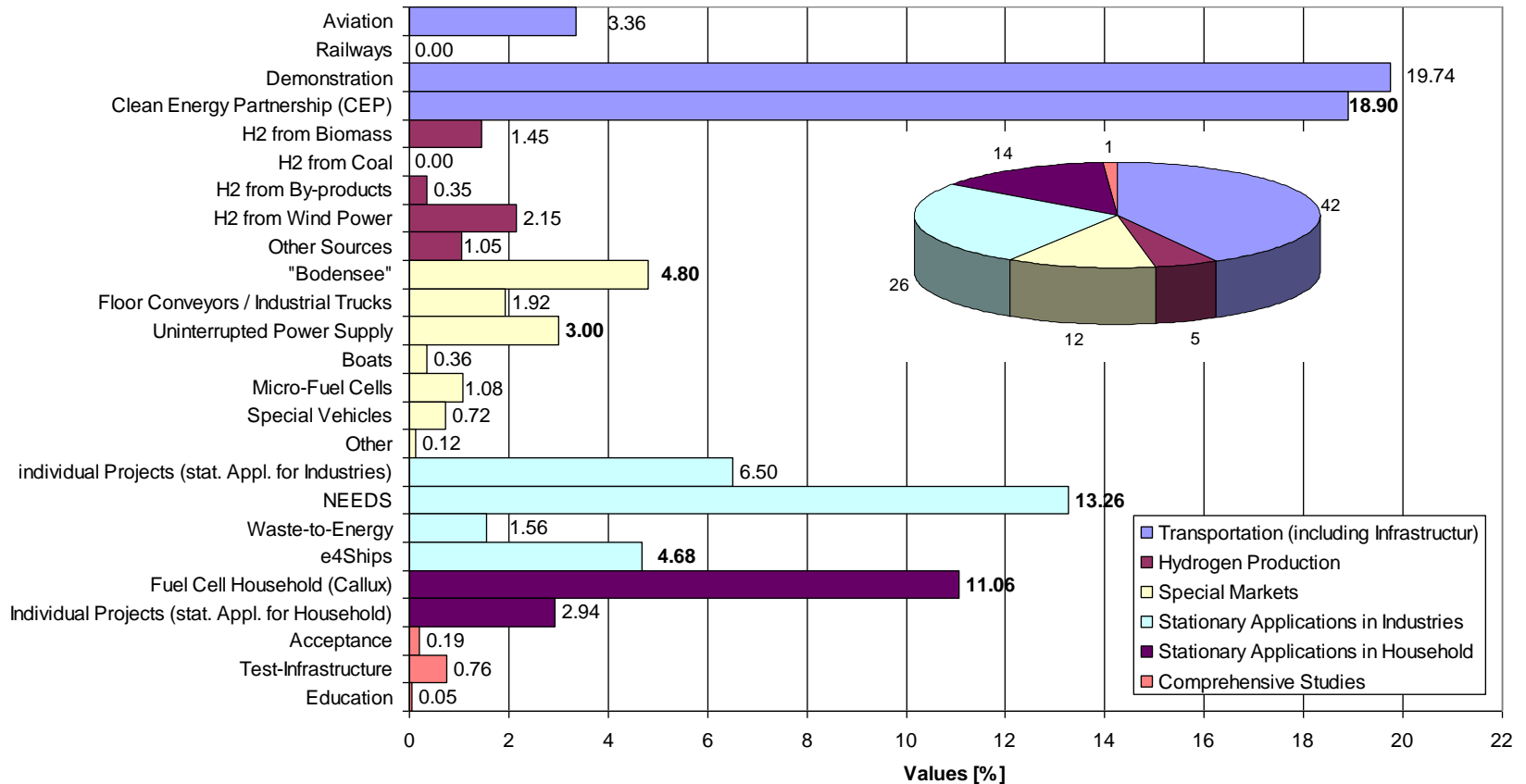




# Détails du programme NIP

## GOAL: Prepare the market for hydrogen as an energy carrier!

Source: Fed. Ministry of Transportation, Building and Urban Development 2008: „Status and Actual Situation NOW and NIP-Realization“



95 projects within 196 requests are financed with 188 Mio. € until the end of 2010!